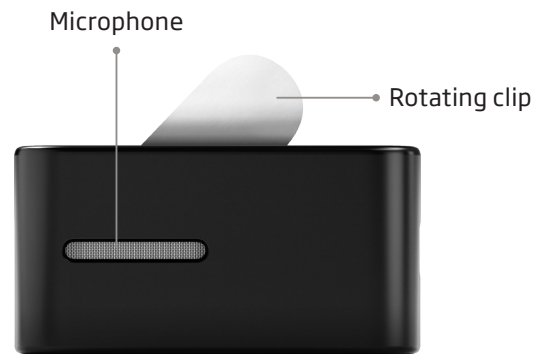


## Quick guide to the **remote microphone**



**1**  
Power  
on

- Press the multi-button for 3 seconds, until the power indicator (right) shows steady green
- When the status indicator (left) shows steady yellow or blue, ConnectClip is connected to the hearing aids



**2**  
Microphone  
mode

- Select the remote microphone mode by pressing the multi-button for 3 seconds, until the status indicator shows steady magenta



**3**  
Mute

- To mute/pause the remote microphone streaming, press the multi-button for 3 seconds. The status indicator (left) changes to steady yellow or blue
- To unmute/restart streaming, press the multi-button for 3 seconds, until the status indicator shows steady magenta again



**4**  
Power  
off

- Turn ConnectClip off by pressing the multi-button for 6 seconds, until both the power indicator and the status indicator are off



### **Attach to the person speaking**

Attach the ConnectClip to the speaker's clothing about 8 inches below their mouth. Make sure the microphone is pointing towards the mouth and is not covered by clothes or in a shirt pocket, etc. You can also use the lanyard provided to hang the ConnectClip over the speaker's clothes.



### **TIP**

Check that the status indicator is magenta and the power indicator is green - especially if you have been out of range.








# Troubleshooting

Problem	Action
No power/no LED light	Charge ConnectClip
Can't select remote microphone mode	<p><b>Check ConnectClip is paired with the hearing aids</b> Does the status light show steady yellow or blue? If not, see the Instructions for Use.</p> <p><b>Has ConnectClip been turned off or disconnected?</b> Reconnect to the hearing aids by turning ConnectClip off and on again.</p> <p><b>Note:</b> ConnectClip needs to be within 6 feet of the hearing aids.</p>
There's no sound from the ConnectClip	<p><b>Check the battery power</b> Does the power indicator light show steady green?</p> <p><b>Check ConnectClip is in remote microphone mode</b> Does the status indicator light show steady magenta?</p> <p><b>Check ConnectClip is attached properly</b> Is it in an upright position, close to the mouth and not covered by clothes?</p> <p><b>Check the volume and range</b> Is the range within 65 feet? Try increasing the microphone volume with the volume-up button.</p>
The sound is too quiet or too loud	<p>Adjust the microphone volume with the volume up and volume down buttons.</p> <p><b>Note:</b> The hearing aid wearer can control the volume with the Oticon ON App.</p>
The speech signal is hard to understand	<p><b>Mute the hearing aid microphones</b> In exceptional cases, you can mute all other sound except for the speech signal coming from the remote microphone.</p> <p><b>Note:</b> The hearing aid wearer may be cut off from other sound such as people speaking, so we only recommend doing this in very special cases.</p> <p><b>Mute:</b> Press the volume down button for 3 seconds, until the power indicator flashes green once.</p> <p><b>Unmute:</b> Press the volume up or volume down button to unmute the hearing aids.</p>
ConnectClip runs out of battery	<p><b>Turn ConnectClip off whenever you are not using it</b> You can also charge it up during breaks.</p> <p><b>Note:</b> Battery life in remote microphone mode is 8.5 hours.</p>

Power indicator	Description
	Steady green Power on
	Steady red Battery low

Status indicator	Description
	Blinking yellow Searching for hearing aids
	Steady yellow Connected to hearing aids
	Steady blue Connected to a mobile phone
	Blinking magenta Remote microphone reconnecting
	Steady magenta Remote microphone mode